

# Account Statement

June 1, 2022 - June 30, 2022

**TIVERTON POLICE PENSION PLAN AGY**



23 Broad Street, Westerly, RI 02891

[www.washtrustwealth.com](http://www.washtrustwealth.com)

## Tips to Make Tax Season Less Taxing

According to the IRS, the average taxpayer spends about 13 hours completing his or her annual return. And even if you hire an accountant to prepare your taxes, it could take hours to gather the paperwork you need to provide. Check out our tips to make your experience less stressful this year.

<http://e.washtrust.com/em?a=dKEH2y6gBu9CKxK5MHs1Q4&b=sk5iA1Zu4kNSShnrXlXh5Q>

## Your Team Is Here to Help

Wealth Management Officer: Irene Ferreira 401 348 1317 [iferreira@Washtrust.Com](mailto:iferreira@Washtrust.Com)

Portfolio Manager: Eugene J McCabe 401 654 4807 [Ejmccabe@Washtrust.Com](mailto:Ejmccabe@Washtrust.Com)

Wealth Management Associate: Donald R Previe 401 3481200 [drprevie@washtrust.com](mailto:drprevie@washtrust.com)

## Accounts Included In This Statement

xxxxxx0538 TIVERTON POLICE PENSION PLAN AGY



3000031-00001789-00119 of 00122-c01-m3-0741-00031



This page intentionally left blank.

P054WXLO 00001306 20220701 107875641



Table of Contents

**Schedules**

**Page**

Overview of Your Account.....	5
Portfolio Analysis.....	6
Portfolio Holdings.....	7
Your Transaction Detail.....	14
Information.....	19

3000031-00001788-00118 of 00122-001-m3-0741-00031

3000031-00001788-00117 of 00122-c01-m3-0741-00031

This page intentionally left blank.



Overview of Your Account - xxxxxx0538 TIVERTON POLICE PENSION PLAN AGY

Investment Objective: Growth

**Activity Summary**

	This Period (\$)	Year to Date
Beginning Market Value	16,547,500.81	19,815,930.87
Cash & Security Transfers	0.00	0.00
Contributions	15,789.48	111,605.48
Income & Capital Gain Distributions	34,079.34	107,669.67
Fees	-7,807.50	-49,714.87
Withdrawals	-100,938.02	-667,702.98
Change in Account Value	-1,168,241.23	-3,997,405.29
<b>Market Value on Jun 30, 2022</b>	<b>\$15,320,382.88</b>	<b>\$15,320,382.88</b>

**Income Earned**

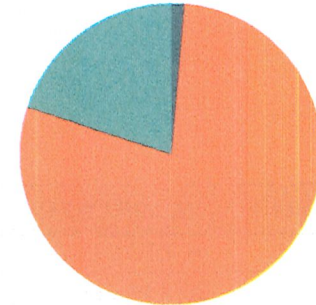
	This Period (\$)	Year to Date
Taxable Income	0.00	0.00
Tax-Exempt Income	34,079.34	107,669.67
Tax-Deferred Income	0.00	0.00
<b>Total Income Earned</b>	<b>\$34,079.34</b>	<b>\$107,669.67</b>
<b>Total Short Term Realized Capital Gain/Loss</b>	<b>\$0.00</b>	<b>\$0.00</b>
<b>Total Long Term Realized Capital Gain/Loss</b>	<b>\$0.00</b>	<b>\$81,752.19</b>
<b>Total Realized Capital Gain/Loss</b>	<b>\$0.00</b>	<b>\$81,752.19</b>

*This summary is for your reference. It is not intended for tax-reporting purposes. Taxable income is taxable at the federal level and may be taxable at the state level. Income Earned amount shown is net of foreign tax withholding, if applicable.*

**Asset Allocation on June 30, 2022**

	Market Value (\$)	Percent
Cash	222,837.49	1%
Equities	12,054,576.82	79%
Fixed Income	3,042,968.57	20%
<b>Total of Your Account</b>	<b>\$15,320,382.88</b>	<b>100%</b>

*This pie chart reflects managed assets only.*

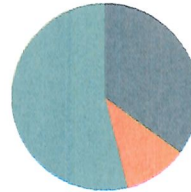


3000031-00001787-00116 of 00122-c01-m3-0741-00031

Portfolio Analysis - xxxxxx0538 TIVERTON POLICE PENSION PLAN AGY

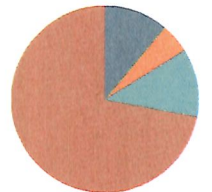
**Bond Maturity**

	Market Value (\$)	Percent
■ Less than Five years	1,066,101.57	35%
■ Five to Ten years	339,042.00	11%
■ Uncategorized	1,637,825.00	54%
<b>Total of Your Portfolio</b>	<b>\$3,042,968.57</b>	<b>100%</b>



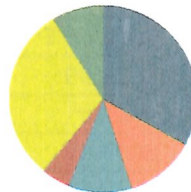
**Bond Quality Ratings**

	Market Value (\$)	Percent
■ Aaa	339,042.00	11%
■ A	148,489.07	5%
■ Not rated	369,425.00	12%
■ No Moody's Rating	2,186,012.50	72%
<b>Total of Your Portfolio</b>	<b>\$3,042,968.57</b>	<b>100%</b>



**Fixed Income Sector Analysis**

	Market Value (\$)	Percent
■ Taxable FI MF-ETF	998,585.00	33%
■ Non-Traditional MF-ETF FI	360,240.00	12%
■ Taxable Agency	339,042.00	11%
■ Corporate	148,489.07	5%
■ Cert of Deposit FI	917,612.50	30%
■ Infl Protected MF-ETF FI	279,000.00	9%
<b>Total of Your Portfolio</b>	<b>\$3,042,968.57</b>	<b>100%</b>



3000031-00001787-00115 of 00122-c01-m3-0741-00031

## Portfolio Holdings on June 30, 2022

	Quantity	Price	Market Value	Accrued Income	Cost Basis / Unrealized G/L	Est. Ann. Inc. /Yield at Market	% of Account
<b>xxxxxx0538 TIVERTON POLICE PENSION PLAN AGY</b>							
<b>Cash</b>							
<i>Cash and Equivalents</i>							
Fidelity Government Portfolio TICKER: FRGXX , CUSIP:31607A703	222,837.49	1.00	222,837.49	165.39	222,837.49 0.00	1,256.58 0.56%	1.45%
<b>Total Cash and Equivalents</b>			<b>\$222,837.49</b>	<b>\$165.39</b>	<b>\$222,837.49</b> <b>\$0.00</b>	<b>\$1,256.58</b> <b>0.56%</b>	<b>1.45%</b>
<b>Total Cash</b>			<b>\$222,837.49</b>	<b>\$165.39</b>	<b>\$222,837.49</b> <b>\$0.00</b>	<b>\$1,256.58</b> <b>0.56%</b>	<b>1.45%</b>
<b>Equities</b>							
<i>Domestic Equity</i>							
Accenture PLC TICKER: ACN , CUSIP:G1151C101	600.00	277.65	166,590.00	0.00	74,536.59 92,053.41	2,328.00 1.40%	1.09%
Activision Blizzard Inc TICKER: ATVI , CUSIP:00507V109	1,565.00	77.86	121,850.90	0.00	109,819.18 12,031.72	735.55 0.60%	0.80%
Adobe Inc TICKER: ADBE , CUSIP:00724F101	300.00	366.06	109,818.00	0.00	95,127.72 14,690.28	0.00	0.72%
Akamai Technologies Inc TICKER: AKAM , CUSIP:00971T101	1,500.00	91.33	136,995.00	0.00	103,193.25 33,801.75	0.00	0.89%
Alphabet Inc TICKER: GOOGL , CUSIP:02079K305	100.00	2,179.26	217,926.00	0.00	69,094.49 148,831.51	0.00	1.42%
Amazon.com Inc TICKER: AMZN , CUSIP:023135106	1,800.00	106.21	191,178.00	0.00	106,164.16 85,013.84	0.00	1.25%
American Tower Corp TICKER: AMT , CUSIP:03027X100	400.00	255.59	102,236.00	572.00	62,572.67 39,663.33	2,212.00 2.16%	0.67%
Apple Inc TICKER: AAPL , CUSIP:037833100	1,800.00	136.72	246,096.00	0.00	95,489.01 150,606.99	1,656.00 0.67%	1.60%
Aptiv PLC TICKER: APTV , CUSIP:G6095L109	1,100.00	89.07	97,977.00	0.00	66,016.27 31,960.73	0.00	0.64%
Bank of America Corp TICKER: BAC , CUSIP:060505104	5,750.00	31.13	178,997.50	0.00	101,625.80 77,371.70	4,830.00 2.70%	1.17%

3000031-00001786-00114 of 00122-01-m3-0741-00031

## Portfolio Holdings on June 30, 2022 (continued)

	Quantity	Price	Market Value	Accrued Income	Cost Basis / Unrealized G/L	Est. Ann. Inc. /Yield at Market	% of Account
<i>Domestic Equity (continued)</i>							
Becton Dickinson and Co TICKER: BDJ , CUSIP:075887109	500.00	246.53	123,265.00	0.00	99,308.19 23,956.81	1,740.00 1.41%	0.80%
BlackRock Inc TICKER: BLK , CUSIP:09247X101	200.00	609.04	121,808.00	0.00	84,440.77 37,367.23	3,904.00 3.21%	0.80%
Booking Holdings Inc TICKER: BKNG , CUSIP:09857L108	45.00	1,748.99	78,704.55	0.00	75,977.64 2,726.91	0.00	0.51%
Broadcom Inc TICKER: AVGO , CUSIP:11135F101	400.00	485.81	194,324.00	0.00	120,093.90 74,230.10	6,560.00 3.38%	1.27%
Comcast Corp TICKER: CMCSA , CUSIP:20030N101	2,450.00	39.24	96,138.00	0.00	114,536.45 -18,398.45	2,646.00 2.75%	0.63%
Costco Wholesale Corp TICKER: COST , CUSIP:22160K105	250.00	479.28	119,820.00	0.00	50,083.04 69,736.96	900.00 0.75%	0.78%
CVS Health Corp TICKER: CVS , CUSIP:126650100	1,400.00	92.66	129,724.00	0.00	103,112.87 26,611.13	3,080.00 2.37%	0.85%
Equinix Inc TICKER: EQIX , CUSIP:29444U700	150.00	657.02	98,553.00	0.00	75,533.04 23,019.96	1,860.00 1.89%	0.64%
Estee Lauder Cos Inc/The TICKER: EL , CUSIP:518439104	700.00	254.67	178,269.00	0.00	51,449.52 126,819.48	1,680.00 0.94%	1.16%
HEICO Corp TICKER: HEI/A , CUSIP:422806208	1,300.00	105.38	136,994.00	117.00	96,093.01 40,900.99	234.00 0.17%	0.89%
Home Depot Inc/The TICKER: HD , CUSIP:437076102	400.00	274.27	109,708.00	0.00	82,301.81 27,406.19	2,840.00 2.59%	0.72%
Honeywell International Inc TICKER: HON , CUSIP:438516106	500.00	173.81	86,905.00	0.00	69,874.85 17,030.15	1,960.00 2.26%	0.57%
IAA Inc TICKER: IAA , CUSIP:449253103	2,100.00	32.77	68,817.00	0.00	85,622.11 -16,805.11	0.00	0.45%
IQVIA Holdings Inc TICKER: IQV , CUSIP:46266C105	850.00	216.99	184,441.50	0.00	78,232.64 106,208.86	0.00	1.20%

3000031-00001786-00113 of 00122-c01-m3-0741-00031





## Portfolio Holdings on June 30, 2022 (continued)

	Quantity	Price	Market Value	Accrued Income	Cost Basis / Unrealized G/L	Est. Ann. Inc. / Yield at Market	% of Account
<i>Domestic Equity (continued)</i>							
Jacobs Engineering Group Inc TICKER: J , CUSIP:469814107	825.00	127.13	104,882.25	0.00	79,554.34 25,327.91	759.00 0.72%	0.68%
Johnson & Johnson TICKER: JNJ , CUSIP:478160104	750.00	177.51	133,132.50	0.00	110,746.80 22,385.70	3,390.00 2.55%	0.87%
JPMorgan Chase & Co TICKER: JPM , CUSIP:46625H100	1,600.00	112.61	180,176.00	0.00	95,532.43 84,643.57	6,400.00 3.55%	1.18%
Live Nation Entertainment Inc TICKER: LYV , CUSIP:538034109	800.00	82.58	66,064.00	0.00	87,373.20 -21,309.20	0.00	0.43%
Marsh & McLennan Cos Inc TICKER: MMC , CUSIP:571748102	1,000.00	155.25	155,250.00	0.00	115,715.20 39,534.80	2,140.00 1.38%	1.01%
Meta Platforms Inc TICKER: META , CUSIP:30303M102	700.00	161.25	112,875.00	0.00	100,588.88 12,286.12	0.00	0.74%
Microsoft Corp TICKER: MSFT , CUSIP:594918104	950.00	256.83	243,988.50	0.00	61,487.95 182,500.55	2,356.00 0.97%	1.59%
Mondelez International Inc TICKER: MDLZ , CUSIP:609207105	2,604.00	62.09	161,682.36	911.40	111,730.09 49,952.27	3,645.60 2.25%	1.06%
NextEra Energy Inc TICKER: NEE , CUSIP:65339F101	2,000.00	77.46	154,920.00	0.00	104,888.97 50,031.03	3,400.00 2.19%	1.01%
NVIDIA Corp TICKER: NVDA , CUSIP:67066G104	850.00	151.59	128,851.50	34.00	43,865.37 84,986.13	136.00 0.11%	0.84%
Palo Alto Networks Inc TICKER: PANW , CUSIP:697435105	400.00	493.94	197,576.00	0.00	80,482.88 117,093.12	0.00	1.29%
PayPal Holdings Inc TICKER: PYPL , CUSIP:70450Y103	1,000.00	69.84	69,840.00	0.00	36,371.01 33,468.99	0.00	0.46%
Qualcomm Inc TICKER: QCOM , CUSIP:747525103	705.00	127.74	90,056.70	0.00	91,880.54 -1,823.84	2,115.00 2.35%	0.59%
Raytheon Technologies Corp TICKER: RTX , CUSIP:75513E101	1,456.00	96.11	139,936.16	0.00	106,550.48 33,385.68	3,028.48 2.16%	0.91%

3000031-00001785-00112 of 00122-c01-m3-0741-00031

## Portfolio Holdings on June 30, 2022 (continued)

	Quantity	Price	Market Value	Accrued Income	Cost Basis / Unrealized G/L	Est. Ann. Inc. / Yield at Market	% of Account
<i>Domestic Equity (continued)</i>							
Roper Technologies Inc TICKER: ROP , CUSIP:776696106	425.00	394.65	167,726.25	0.00	196,186.16 -28,459.91	1,054.00 0.63%	1.09%
Salesforce Inc TICKER: CRM , CUSIP:79466L302	600.00	165.04	99,024.00	0.00	94,252.20 4,771.80	0.00	0.65%
S&P Global Inc TICKER: SPGI , CUSIP:78409V104	325.00	337.06	109,544.50	0.00	99,423.58 10,120.92	1,105.00 1.01%	0.72%
Stryker Corp TICKER: SYK , CUSIP:863667101	400.00	198.93	79,572.00	278.00	70,657.68 8,914.32	1,112.00 1.40%	0.52%
Thermo Fisher Scientific Inc TICKER: TMO , CUSIP:883556102	400.00	543.28	217,312.00	120.00	53,681.19 163,630.81	480.00 0.22%	1.42%
TJX Cos Inc/The TICKER: TJX , CUSIP:872540109	1,900.00	55.85	106,115.00	0.00	89,455.31 16,659.69	2,242.00 2.11%	0.69%
Truist Financial Corp TICKER: TFC , CUSIP:89832Q109	2,800.00	47.43	132,804.00	0.00	141,124.28 -8,320.28	5,376.00 4.05%	0.87%
Uber Technologies Inc TICKER: UBER , CUSIP:90353T100	2,300.00	20.46	47,058.00	0.00	80,864.32 -33,806.32	0.00	0.31%
Verisk Analytics Inc TICKER: VRSK , CUSIP:92345Y106	900.00	173.09	155,781.00	0.00	104,303.07 51,477.93	1,116.00 0.72%	1.02%
Verizon Communications Inc TICKER: VZ , CUSIP:92343V104	2,300.00	50.75	116,725.00	0.00	130,491.67 -13,766.67	5,860.40 5.02%	0.76%
Visa Inc TICKER: V , CUSIP:92826C839	975.00	196.89	191,967.75	0.00	59,032.70 132,935.05	1,462.50 0.76%	1.25%
Walt Disney Co/The TICKER: DIS , CUSIP:254687106	900.00	94.40	84,960.00	0.00	111,115.89 -26,155.89	0.00	0.55%
Watsco Inc TICKER: WSO , CUSIP:942622200	500.00	238.82	119,410.00	0.00	53,020.91 66,389.09	4,400.00 3.68%	0.78%
Westinghouse Air Brake Technologies Corp TICKER: WAB , CUSIP:929740108	1,250.00	82.08	102,600.00	0.00	65,119.88 37,480.12	750.00 0.73%	0.67%

3000031-00001785-00111 of 00122-c01-m3-0741-00031



## Portfolio Holdings on June 30, 2022 (continued)

	Quantity	Price	Market Value	Accrued Income	Cost Basis / Unrealized G/L	Est. Ann. Inc. / Yield at Market	% of Account
<i>Domestic Equity (continued)</i>							
Zimmer Biomet Holdings Inc TICKER: ZBH , CUSIP:98956P102	1,000.00	105.06	105,060.00	240.00	133,133.84 -28,073.84	960.00 0.91%	0.69%
<b>Total Domestic Equity</b>			<b>\$7,072,025.92</b>	<b>\$2,272.40</b>	<b>\$4,778,929.80</b> <b>\$2,293,096.12</b>	<b>\$92,453.53</b> <b>1.31%</b>	<b>46.17%</b>
<i>International Equity</i>							
ASML Holding NV TICKER: ASML , CUSIP:N07059210	130.00	475.88	61,864.40	0.00	85,807.84 -23,943.44	661.05 1.07%	0.41%
<b>Total International Equity</b>			<b>\$61,864.40</b>	<b>\$0.00</b>	<b>\$85,807.84</b> <b>-\$23,943.44</b>	<b>\$661.05</b> <b>1.07%</b>	<b>0.40%</b>
<i>Domestic Equity Funds</i>							
iShares Russell 2000 ETF TICKER: IWM , CUSIP:464287655	2,900.00	169.36	491,144.00	0.00	340,366.95 150,777.05	6,490.20 1.32%	3.21%
iShares Russell Mid-Cap ETF TICKER: IWR , CUSIP:464287499	27,000.00	64.66	1,745,820.00	0.00	1,083,625.85 662,194.15	25,407.01 1.46%	11.40%
SPDR S&P MidCap 400 ETF Trust TICKER: MDY , CUSIP:78467Y107	750.00	413.49	310,117.50	1,051.24	214,249.84 95,867.66	4,013.25 1.29%	2.02%
Vanguard S&P 500 ETF TICKER: VOO , CUSIP:922908363	6,000.00	346.88	2,081,280.00	8,592.60	1,784,409.55 296,870.45	33,881.99 1.63%	13.59%
<b>Total Domestic Equity Funds</b>			<b>\$4,628,361.50</b>	<b>\$9,643.84</b>	<b>\$3,422,652.19</b> <b>\$1,205,709.31</b>	<b>\$69,792.45</b> <b>1.51%</b>	<b>30.21%</b>
<i>International Equity Funds</i>							
iShares Core MSCI EAFE ETF TICKER: IEFA , CUSIP:46432F842	3,300.00	58.85	194,205.00	0.00	202,285.05 -8,080.05	5,144.70 2.65%	1.28%
iShares Core MSCI Emerging Markets ETF TICKER: IEMG , CUSIP:46434G103	2,000.00	49.06	98,120.00	0.00	110,455.88 -12,335.88	3,932.00 4.01%	0.64%
<b>Total International Equity Funds</b>			<b>\$292,325.00</b>	<b>\$0.00</b>	<b>\$312,740.93</b> <b>-\$20,415.93</b>	<b>\$9,076.70</b> <b>3.11%</b>	<b>1.91%</b>
<b>Total Equities</b>			<b>\$12,054,576.82</b>	<b>\$11,916.24</b>	<b>\$8,600,130.76</b> <b>\$3,454,446.06</b>	<b>\$171,983.73</b> <b>1.43%</b>	<b>78.69%</b>

3000031-00001784-00110 of 00122-001-m3-0741-00031

## Portfolio Holdings on June 30, 2022 (continued)

	Quantity	Price	Market Value	Accrued Income	Cost Basis / Unrealized G/L	Est. Ann. Inc. /Yield at Market	% of Account
<b>Fixed Income</b>							
<i>Domestic Fixed Income</i>							
Bank of New York Mellon Corp/The 2.2% 16 Aug 2023 CUSIP:06406FAD5	150,000.00	98.9927	148,489.07	1,237.50	150,558.00 -2,068.93	3,300.00 2.22%	0.97%
Federal Farm Credit Banks Funding Corp 1.23% 29 Jul 2030 CUSIP:3133EL2C7	200,000.00	83.686	167,372.00	1,038.67	200,000.00 -32,628.00	2,460.00 1.47%	1.09%
Federal Home Loan Banks 1.24% 03 Sep 2030 CUSIP:3130AK2T2	200,000.00	85.835	171,670.00	812.89	200,000.00 -28,330.00	2,480.00 1.44%	1.12%
Goldman Sachs Bank USA/New York NY 1% 04 Aug 2026 CUSIP:38149MXU2	250,000.00	91.051	227,627.50	1,006.85	249,375.00 -21,747.50	2,500.00 1.10%	1.49%
Sallie Mae Bank .85% 17 Jun 2025 CUSIP:7954506P5	250,000.00	92.858	232,145.00	81.51	248,750.00 -16,605.00	2,125.00 0.92%	1.51%
State Bank of India/Chicago IL .95% 26 Jun 2025 CUSIP:856283N69	250,000.00	92.376	230,940.00	32.54	249,375.00 -18,435.00	2,375.00 1.03%	1.51%
UBS Bank USA .95% 11 Aug 2026 CUSIP:90348JR93	250,000.00	90.76	226,900.00	130.14	249,375.00 -22,475.00	2,375.00 1.05%	1.48%
<b>Total Domestic Fixed Income</b>			<b>\$1,405,143.57</b>	<b>\$4,340.10</b>	<b>\$1,547,433.00</b> <b>-\$142,289.43</b>	<b>\$17,615.00</b> <b>1.25%</b>	<b>9.17%</b>
<i>Domestic Fixed Income Funds</i>							
BlackRock Strategic Income Opportunities Portfolio TICKER: BSIIX , CUSIP:09260B382	38,000.00	9.48	360,240.00	884.08	393,680.00 -33,440.00	8,816.00 2.45%	2.35%
iShares Intermediate Government/Credit Bond ETF TICKER: GVI , CUSIP:464288612	3,500.00	105.55	369,425.00	0.00	387,713.48 -18,288.48	6,975.50 1.89%	2.41%



## Portfolio Holdings on June 30, 2022 (continued)

	Quantity	Price	Market Value	Accrued Income	Cost Basis / Unrealized G/L	Est. Ann. Inc. / Yield at Market	% of Account
<i>Domestic Fixed Income Funds (continued)</i>							
Metropolitan West Total Return Bond Fund TICKER: MWTIX , CUSIP:592905509	39,000.00	9.54	372,060.00	821.74	425,087.41 -53,027.41	6,357.00 1.71%	2.43%
Schwab US TIPs ETF TICKER: SCHP , CUSIP:808524870	5,000.00	55.80	279,000.00	0.00	316,414.25 -37,414.25	18,610.00 6.67%	1.82%
Vanguard Intermediate-Term Investment-Grade Fund TICKER: VFIDX , CUSIP:922031810	30,000.00	8.57	257,100.00	679.03	301,450.00 -44,350.00	7,200.00 2.80%	1.68%
<b>Total Domestic Fixed Income Funds</b>			<b>\$1,637,825.00</b>	<b>\$2,384.85</b>	<b>\$1,824,345.14</b> <b>-\$186,520.14</b>	<b>\$47,958.50</b> <b>2.93%</b>	<b>10.69%</b>
<b>Total Fixed Income</b>			<b>\$3,042,968.57</b>	<b>\$6,724.95</b>	<b>\$3,371,778.14</b> <b>-\$328,809.57</b>	<b>\$65,573.50</b> <b>2.15%</b>	<b>19.86%</b>
<b>Total for xxxxxx0538 TIVERTON POLICE PENSION PLAN AGY</b>			<b>\$15,320,382.88</b>	<b>\$18,806.58</b>	<b>\$12,194,746.39</b> <b>\$3,125,636.49</b>	<b>\$238,813.81</b> <b>1.56%</b>	<b>100.00%</b>

3000031-00001783-00108 of 00122-c01-m3-0741-00031

## Your Transaction Detail

Transaction Date	Transaction Description	Amount	Accrued Income	Cost Basis Realized G/L
<b>xxxxxx0538 TIVERTON POLICE PENSION PLAN AGY</b>				
<b>Receipts</b>				
<i>Contributions</i>				
June 6, 2022	Cash Receipt - Employee Contribution via Check, Current Year Employee Contribution, CK 3015500274 DTD 6/2/22 for P/R 5/6-5/19/22 Town of Tiverton	8,292.67		0.00
June 21, 2022	Cash Receipt - Employee Contribution via Check, Current Year Employee Contribution, CK 3015500303 DTD 6/16 for P/R 5/20-6/2/22 Town of Tiverton	7,434.06		0.00
<b>Total Contributions</b>		<b>\$15,726.73</b>	<b>\$0.00</b>	<b>\$0.00</b>
<i>Other</i>				
June 21, 2022	Cash Receipt - Miscellaneous Receipt via Check, Police Buy Backs, June 2022, Check No. 3015500303, dtd 6/16/22	62.75		0.00
<b>Total Other</b>		<b>\$62.75</b>	<b>\$0.00</b>	<b>\$0.00</b>
<b>Total Receipts</b>		<b>\$15,789.48</b>	<b>\$0.00</b>	<b>\$0.00</b>
<b>Disbursements</b>				
<i>Withdrawals</i>				
June 1, 2022	Cash Disbursement - Normal Distribution via MEMO, 1 PENSION PAYMENTS ACH CHKS DATED 060122 NET 3491.60 FT 133.57 ST 127.90 OTH 0.00	-3,753.07		0.00
June 1, 2022	Cash Disbursement - Normal Distribution via MEMO, 37 PENSION PAYMENTS ACH CHKS DATED 060122 NET 88781.88 FT 5709.62 ST 2262.46 OTH 430.99	-97,184.95		0.00
<b>Total Withdrawals</b>		<b>-\$100,938.02</b>	<b>\$0.00</b>	<b>\$0.00</b>

3000031-00001783-00107 of 00122-c01-m3-0741-00031



## Your Transaction Detail (continued)

Transaction Date	Transaction Description	Amount	Accrued Income	Cost Basis Realized G/L
<b>xxxxxx0538 TIVERTON POLICE PENSION PLAN AGY (Continued)</b>				
<b>Disbursements (Continued)</b>				
<i>Fees</i>				
June 15, 2022	Periodic Fee, Computed for 2055000538	-7,807.50		0.00
<b>Total Fees</b>		<b>-\$7,807.50</b>	<b>\$0.00</b>	<b>\$0.00</b>
<b>Total Disbursements</b>		<b>-\$108,745.52</b>	<b>\$0.00</b>	<b>\$0.00</b>
<b>Corporate Actions/Income</b>				
<i>Dividends</i>				
June 1, 2022	Cash Dividend 0.48 USD Truist Financial Corp For 2,800.00 Shares Due on 06/01/22 With Ex Date 05/12/22	1,344.00		0.00
June 1, 2022	Daily Rate Income on Vanguard Intermediate-Term Investment-Grade Fund For Period of 05/01/22 to 05/31/22 Due on 06/01/22	667.00		0.00
June 1, 2022	Daily Rate Income on BlackRock Strategic Income Opportunities Portfolio For Period of 05/01/22 to 05/31/22 Due on 06/01/22	949.26		0.00
June 1, 2022	Daily Rate Income on Metropolitan West Total Return Bond Fund For Period of 05/01/22 to 05/31/22 Due on 06/01/22	749.12		0.00
June 1, 2022	Cash Dividend 0.375 USD Visa Inc For 975.00 Shares Due on 06/01/22 With Ex Date 05/12/22	365.63		0.00
June 1, 2022	Daily Rate Income on Fidelity Government Portfolio For Period of 05/01/22 to 05/31/22 Due on 06/01/22	131.21		0.00
June 2, 2022	Cash Dividend 0.295 USD TJX Cos Inc/The For 1,900.00 Shares Due on 06/02/22 With Ex Date 05/11/22	560.50		0.00
June 3, 2022	Cash Dividend 0.98 USD Honeywell International Inc For 500.00 Shares Due on 06/03/22 With Ex Date 05/12/22	490.00		0.00
June 7, 2022	Cash Dividend 1.13 USD Johnson & Johnson For 750.00 Shares Due on 06/07/22 With Ex Date 05/23/22	847.50		0.00
June 7, 2022	Cash Dividend 0.145271 USD iShares Intermediate Government/Credit Bond ETF For 3,500.00 Shares Due on 06/07/22 With Ex Date 06/01/22	508.45		0.00
June 7, 2022	Cash Dividend 0.6049 USD Schwab US TIPs ETF For 5,000.00 Shares Due on 06/07/22 With Ex Date 06/01/22	3,024.50		0.00

## Your Transaction Detail (continued)

Transaction Date	Transaction Description	Amount	Accrued Income	Cost Basis Realized G/L
<b>xxxxxx0538 TIVERTON POLICE PENSION PLAN AGY (Continued)</b>				
<b>Corporate Actions/Income (Continued)</b>				
<i>Dividends (Continued)</i>				
June 9, 2022	Cash Dividend 0.62 USD Microsoft Corp For 950.00 Shares Due on 06/09/22 With Ex Date 05/18/22	589.00		0.00
June 10, 2022	Cash Dividend 0.85 USD S&P Global Inc For 325.00 Shares Due on 06/10/22 With Ex Date 05/26/22	276.25		0.00
June 15, 2022	Cash Dividend 3.1 USD Equinix Inc For 150.00 Shares Due on 06/15/22 With Ex Date 05/17/22	465.00		0.00
June 15, 2022	Cash Dividend 0.6 USD Estee Lauder Cos Inc/The For 700.00 Shares Due on 06/15/22 With Ex Date 05/27/22	420.00		0.00
June 15, 2022	Cash Dividend 0.425 USD NextEra Energy Inc For 2,000.00 Shares Due on 06/15/22 With Ex Date 05/27/22	850.00		0.00
June 15, 2022	Cash Dividend 0.205281 USD iShares Russell Mid-Cap ETF For 27,000.00 Shares Due on 06/15/22 With Ex Date 06/09/22	5,542.59		0.00
June 15, 2022	Cash Dividend 0.494057 USD iShares Russell 2000 ETF For 2,900.00 Shares Due on 06/15/22 With Ex Date 06/09/22	1,432.77		0.00
June 15, 2022	Cash Dividend 1.331936 USD iShares Core MSCI EAFE ETF For 3,300.00 Shares Due on 06/15/22 With Ex Date 06/09/22	4,395.39		0.00
June 15, 2022	Cash Dividend 0.604409 USD iShares Core MSCI Emerging Markets ETF For 2,000.00 Shares Due on 06/15/22 With Ex Date 06/09/22	1,208.82		0.00
June 16, 2022	Cash Dividend 0.55 USD Raytheon Technologies Corp For 1,456.00 Shares Due on 06/16/22 With Ex Date 05/19/22	800.80		0.00
June 16, 2022	Cash Dividend 1.9 USD Home Depot Inc/The For 400.00 Shares Due on 06/16/22 With Ex Date 06/01/22	760.00		0.00
June 23, 2022	Cash Dividend 4.88 USD BlackRock Inc For 200.00 Shares Due on 06/23/22 With Ex Date 06/03/22	976.00		0.00
June 23, 2022	Cash Dividend 0.75 USD Qualcomm Inc For 705.00 Shares Due on 06/23/22 With Ex Date 06/01/22	528.75		0.00
June 24, 2022	Cash Dividend 0.23 USD Jacobs Engineering Group Inc For 825.00 Shares Due on 06/24/22 With Ex Date 05/26/22	189.75		0.00
June 24, 2022	Cash Dividend 0.21 USD Bank of America Corp For 5,750.00 Shares Due on 06/24/22 With Ex Date 06/02/22	1,207.50		0.00

3000031-00001782-00105 of 00122-c01-m3-0741-000031





## Your Transaction Detail (continued)

Transaction Date	Transaction Description	Amount	Accrued Income	Cost Basis Realized G/L
<b>xxxxxx0538 TIVERTON POLICE PENSION PLAN AGY (Continued)</b>				
<b>Corporate Actions/Income (Continued)</b>				
<i>Dividends (Continued)</i>				
June 30, 2022	Cash Dividend 0.87 USD Becton Dickinson and Co For 500.00 Shares Due on 06/30/22 With Ex Date 06/08/22	435.00		0.00
June 30, 2022	Cash Dividend 4.0999999 USD Broadcom Inc For 400.00 Shares Due on 06/30/22 With Ex Date 06/21/22	1,640.00		0.00
June 30, 2022	Cash Dividend 0.3099999 USD Verisk Analytics Inc For 900.00 Shares Due on 06/30/22 With Ex Date 06/14/22	279.00		0.00
<b>Total Dividends</b>		<b>\$31,633.79</b>	<b>\$0.00</b>	<b>\$0.00</b> <b>\$0.00</b>
<i>Interest</i>				
June 13, 2022	Interest Payment 0.0095 USD UBS Bank USA .95% 11 Aug 2026 For 250,000.00 Par Value Due on 06/13/22 With Ex Date 06/11/22	201.71		0.00
June 17, 2022	Interest Payment 0.0085 USD Sallie Mae Bank .85% 17 Jun 2025 For 250,000.00 Par Value Due on 06/17/22 With Ex Date 06/17/22	1,059.59		0.00
June 27, 2022	Interest Payment 0.0095 USD State Bank of India/Chicago IL .95% 26 Jun 2025 For 250,000.00 Par Value Due on 06/27/22 With Ex Date 06/26/22	1,184.25		0.00
<b>Total Interest</b>		<b>\$2,445.55</b>	<b>\$0.00</b>	<b>\$0.00</b> <b>\$0.00</b>
<i>Other</i>				
June 6, 2022	Stock Split 20:1 Credit 1,710.00 Amazon.com Inc For 90.00 Shares of Amazon.com Inc Due on 06/06/22 With Ex Date 06/06/22	0.00		0.00 0.00
<b>Total Other</b>		<b>\$0.00</b>	<b>\$0.00</b>	<b>\$0.00</b> <b>\$0.00</b>
<b>Total Corporate Actions/Income</b>		<b>\$34,079.34</b>	<b>\$0.00</b>	<b>\$0.00</b> <b>\$0.00</b>
<b>Cash Sweep Activity</b>				
June 30, 2022	Sweep sales totaling -99,102.55 units of Fidelity Government Portfolio for Defined Model (Capital) (2 Transactions)	99,102.55		-99,102.55 0.00

3000031-00001781-00104 of 00122-c01-m3-0741-00031



Your Transaction Detail (continued)

Transaction Date	Transaction Description	Amount	Accrued Income	Cost Basis Realized G/L
<b>xxxxxx0538 TIVERTON POLICE PENSION PLAN AGY (Continued)</b>				
<b>Cash Sweep Activity (Continued)</b>				
June 30, 2022	Sweep purchases totaling 40,225.85 units of Fidelity Government Portfolio for Defined Model (Capital) (22 Transactions)	-40,225.85		40,225.85 0.00
<b>Total Cash Sweep Activity</b>		<b>\$58,876.70</b>	<b>\$0.00</b>	<b>-\$58,876.70</b> <b>\$0.00</b>
<b>Total xxxxxx0538 TIVERTON POLICE PENSION PLAN AGY</b>		<b>\$0.00</b>	<b>\$0.00</b>	<b>-\$58,876.70</b> <b>\$0.00</b>

3000031-00001781-00 103 of 00122-c01-m3-0741-00031





Information

**Account Value and Performance**

Security prices and income projections shown have been obtained from sources believed to be reliable. However, we cannot guarantee their accuracy or that securities can be bought or sold at these prices. In addition, this report provides a total account view and may include unsupervised assets which are taken into account for both market value and performance.

**Account Safety and Correction of Discrepancies**

Please review your statement carefully and report any discrepancies promptly to your Wealth Management Client Services Representative at the number provided on your statement. It is recommended that you confirm any oral communications in writing by sending Washington Trust Wealth Management (hereinafter referred to as "WTWM") a letter within ten (10) days of receipt of your statement.

**Bond Amortization**

The premiums on all applicable bonds will be amortized. If you chose not to amortize the premiums, please contact your Wealth Management Client Service Representative at the number provided on your statement.

**Brokerage Transactions**

WTWM may receive investment related services from brokerage firms in exchange for brokerage transactions directed to those firms. Brokerage commissions are charged to the account at cost on all equity transactions.

**Changes and Updates to your Account Information**

Please contact your Wealth Management Client Service Representative at the number provided on your statement if you have any changes in your contact information or if you wish to impose any reasonable restrictions on the management of your account(s) or modify any existing restrictions.

**Changes and Updates to your Financial Situation or Investment Strategy**

It is important to periodically review your investment objectives so that your investment strategy remains appropriate to your personal investment goals, spending requirements, and financial, estate, and tax planning needs. Your statement includes the investment objective currently assigned to your account(s). Please contact your Wealth Management Client Service Representative at the number provided on your statement to notify us if there have been any changes in your financial situation, investment objectives, or risk tolerance.

**Fees and Charges**

The "Fees and Charges" amount shown on your statement includes all activity fees consistent with your fee agreement.

3000031-00001780-00102 of 00122-01-m3-0741-00031

Information (continued)

**Foreign ADR**

Foreign Corporations that wish to have their securities traded on U.S. stock exchanges, issue American Depository Receipts (ADRs), which make the foreign securities more accessible to U.S. investors. If your portfolio holds foreign securities, such securities will be held in ADRs. Foreign governments may impose withholding taxes on the gross amount of foreign dividends sourced to their countries. These withholding requirements may be subject to modification under certain tax treaties, depending on the country of origin of the issuer of the stock underlying ADR. Please consult your tax advisor for advice regarding the tax options applicable to your particular situation.

**Individual Retirement Accounts – Reporting Fair Market Value**

The fair market value as of December 31st will be reported to the IRS as required by law.

**Individual Retirement Accounts - Withholding on Distribution or Withdrawals**

Federal tax law requires WTWM to withhold income tax on distribution(s) from your taxable retirement accounts by electing a percentage or fixed amount to be withheld from your distribution unless you elect not to have income taxes withheld. If you do not have enough income tax withheld from your distributions, you may be responsible for the payment of estimated tax. You may incur penalties if the amounts withheld and your estimated tax payments are not equal to your tax obligation. State withholding, if applicable, is subject to the state's withholding requirements.

**Mutual Funds**

WTWM may receive compensation in the form of Rule 12b-1 fees, commissions and/or soft dollars from mutual funds it utilizes for the services we provide to the Mutual Fund. There is no additional cost to the account from the arrangement and not all accounts may benefit from such compensation. WTWM may purchase affiliated mutual funds in which the fund manager or any of its affiliates may serve as the investment advisor. A copy of the prospectuses, which includes a description of fund fees and expenses, are available upon request.

**Privacy Statement**

WTWM is committed to maintaining the confidentiality, integrity and security of your personal information that is entrusted to us. The Washington Trust Company Privacy Policy will be sent to your address on file in the event there are any material changes to the policy, or if we change any of our sharing practices. To obtain a copy of our current Privacy Policy, please visit our website at [www.washtrustwealth.com](http://www.washtrustwealth.com) or contact your Wealth Management Client Services Representative at the number provided on your statement.

**Verification of Account Owner(s) Identity**

To help the government fight the funding of terrorism and money laundering activities, federal law requires all financial institutions to obtain, verify, and record information that identifies each person who opens an account, or is added to an existing account. Such information includes, name, address, date of birth, social security number, a valid driver's license or other valid identifying documentation, and any other information that will allow us to verify the identity of all accountholders.

3000031-00001780-00101 of 00122-c01-m3-0741-00031



Information (continued)

**GENERAL DISCLOSURES**

The information provided in this report, including gain and loss information, is being provided for informational purposes only and does not constitute, legal, tax or investment advice and it should not be relied on as such. Please consult with a financial advisor, attorney or tax professional regarding your specific investment, legal or tax situation.

Mutual funds, ETFs, and/or other securities are not backed or guaranteed by any bank. Such securities are not insured by the FDIC and involve investment risk including possible loss of principal.

3000031-00001779-00100 of 00122-c01-m3-0741-00031



Information (continued)

3000031-00001779-00099 of 00122-c01-m3-0741-00031

This page intentionally left blank.

